

SANSKAR PUBLIC SCHOOL, RAIGARH

Identity Through Education

KABIR CHOWK, ODISHA ROAD, RAIGARH (C.G.)

SUMMER ASSIGNMENT

2024-25

CLASS - VII

*Keep your child's brain active over break
without let them knowing they are doing
'Homework'*

NAME - _____



Dear Parents,

We wish you and your child a very happy summer holiday. It's time to enjoy and create a bond with family, friends and relatives. To utilize this time in the most constructive way we have prepared Holiday Homework for the students on the principle of "learning by doing" for his/her holistic development.

Kindly ensure that the holiday homework is completed by the students under the guidance of the parents.

WE AIM AT HOLISTIC DEVELOPMENT OF OUR STUDENTS



- ❖ **Physical Development**-Encourage your child to go for a walk outside & play outdoor games.
- ❖ **Language Development**- Encourage your child to converse in English.
- ❖ **Social Emotional & Personal** –Spend time with your child and share feelings.
- ❖ **Cognitive** – Motivate your child to read, write and learn with fun based activity.
- ❖ **Sensory & Motor** –Encourage your child to indulge in art and craft to enhance creativity skills.



GENERAL INSTRUCTIONS

- ✚ Assignment should be done as per the instructions given on A-4, A-3 size sheets or chart.
- ✚ Submit your assignment in a separate file for each subject. It should be labelled properly indicating clearly the name, class roll no and subject.
- ✚ The child will be assessed for the neat handwriting, presentation, creativity and submission of the work on time. Marks will be included.
- ✚ Parents must make their ward revise the syllabus taught in the month of April.
- ✚ Parents can be facilitator at home but the work should be done independently by the child in his/her own handwriting.

Thank You

hAPPy
SuMmEr
hOlIdAYS



1. Help your parents in household work.
2. Manage your time effectively. Enjoy and study as well.
3. Help your younger brother and sister in studying.
4. Learn any new task this vacation.
5. Do your own work yourself.
6. Drink plenty of water and eat healthy food.
7. Save water, electricity and food.
8. Manage your pocket money use it effectively.
9. Organise your things.
10. Do yoga, exercise or meditation daily.

BY DOING THIS, YOU WILL COVER THE BELOW GIVEN SUSTAINABLE GOALS



The 2030 Agenda for Sustainable Development, adopted by all United Nations members in 2015, created 17 Sustainable Development Goals. They were created with the aim of "peace and prosperity for people and the planet..." – while tackling climate change and working to preserve oceans and forests.



READING & LISTENING SKILLS

1. Create a summer reading plan by choosing a good book of novel/short story/poem/play.
2. Listen to English news on television every day.

SPEAKING SKILLS

1. Prepare a short speech of how you spent your summer vacation which will be delivered on first day of school.

WRITING SKILLS

1. **Information Transfer** - Study the web chart given in English Grammar Book, Pg. no. - 133 and write a paragraph with the help of the points given in English Grammar notebook.
2. **Descriptive Writing**: Write a descriptive essay about any historical place (English Grammar Book, Pg. no. - 127) in 180 words to be done in English Grammar notebook.

ACTIVITY 1

WRITTEN ASSESSMENT



SKILL FOCUS - READING

Read the passage below.

Artists use colour to create patterns. But colours can also show different moods. Bright colours make us feel happy and energetic. Dark colours make us feel calm or sad. The primary colours are red, yellow and blue. They can be mixed to make different colours. Mixing two primary colours makes a



secondary colour. The secondary colours are orange, green and violet. Orange is made by mixing yellow and red. Green is made by mixing yellow and blue, violet is made by mixing a primary and a secondary colour together. Black, white and grey are special colours. They are called neutral colours.

We see so many beautiful colours in nature. Without colours, everything would look so dull !

Answer the questions below.

1. What do colours show?

2. Who uses colours?

3. How do we feel when we see bright colours?

4. How are the secondary colours formed?

5. What are the neutral colours?



ACTIVITY : 2

PROJECT BASED ACTIVITY

(SUBJECT ENRICHMENT TASK)

1. Prepare a wall magazine or handmade magazine on the tradition and culture of "**Chhattisgarh- the Rice Bowl of India**"

Point should be included -

- geographical location including map
- historical sites and land marks
- heritage
- language and local dialect
- C.G. tourism
- Clothing
- dance forms
- art & culture
- cuisine of the state



2. Prepare a travel brochure of

"**Kerala - God's Own Country**"

Points to be mentioned -

- location, including a map, major cities
- well-known places
- historic sites and land marks
- recreation and outdoor activities
- climate & overall weather conditions
- art and culture
- places to visit
- language and local dialect
- cuisine of the state

NOTE – Activity 1 will be prepared by roll no. 1-18 and 2 will be prepared by 19 – 36.





ACTIVITY - 3

Do the worksheet in your grammar notebook:

Articles: A/ An/ The

I. Choose the best article to complete the following sentences.

- _____ couple was sitting on _____ bench. _____ man was reading _____ book while _____ woman was knitting.
- _____ cheetah is _____ fastest land animal.
- What _____ nice view!
- We went to _____ cinema and saw _____ very funny movie.
- You should take _____ umbrella, it's going to rain.
- My father is _____ vet and my mum is _____ teacher.
- I need _____ new pair of _____ shoes.
- What _____ lovely shoes you have!
- I am against _____ gender discrimination.
- She dislikes _____ bananas.
- _____ banana I ate this morning was ripe.
- How much _____ luggage do they have?
- He went to _____ school by _____ bike.
- Put _____ oil in the pan.
- Go past _____ school and then it's on your right. You can't miss it!
- _____ prices have gone up lately.
- Would you like _____ cup of _____ tea?
- They play _____ tennis twice _____ week.
- She has _____ shower every morning.
- Ann and Rob met by _____ chance on _____ train.
- They live in _____ Belgium but they were born in _____ USA.
- _____ mount Everest is _____ highest mountain in _____ world.

ACTIVITY - 4

Do the worksheet in your grammar notebook:

NAME: _____ DATE: _____

GRAMMAR WORKSHEET

ADJECTIVES (Describing People)



ADJECTIVE	OPPOSITE	ADJECTIVE	OPPOSITE	ADJECTIVE	OPPOSITE
careful	careless	healthy	sick	shy	outgoing
fat	thin	lazy	hard-working	smart	stupid
friendly	unfriendly	old	young	special	ordinary
funny	serious	polite	impolite	strong	weak
happy	sad	rich	poor	tall	short

● Fill in the blanks below to complete the sentences. Use the words in the box above.

- My friend likes to exercise and eat fruits and vegetable, so he's healthy.
- A: Are you a lazy person? B: No, in fact, I'm very _____.
- My son Thomas is very _____. He's only five years old.
- He should play basketball because he is _____. He's not short.
- My sister isn't very _____. She's shy and doesn't like to meet new people.
- He worked very hard his whole life and saved lots of money. He's _____.
- I went on a diet last year and lost five kilograms, so now I'm _____.
- Sarah always says, "Thank you". She's a _____ person.
- Of course, I'm very _____! I got an A+ on all of my exams!
- My uncle loves to tell jokes to make us laugh. He's _____.
- My friend can lift 200 kilograms, so he's really quite _____!
- Jennifer and Kelly always look left and right before they cross a busy street. They are _____ when they cross a busy street.
- My classmate always smiles and has many friends. She's _____.
- Nothing seems to make my grandfather sad. He's a _____ person.
- Khaled can make many different animal sounds. Most people can't do that. He's _____.

Permission

LEARNING OUTCOMES

Students will enhance their reading, writing and speaking skills.



आवश्यक निर्देश :- हिंदी परियोजना कार्य अपनी हिंदी व्याकरण कॉपी में सजावट कार्य सहित आकर्षक ढंग से पूर्ण कीजिए।

1. अपठित गद्यांश (WRITTEN ASSESSMENT):- हिंदी व्याकरण पुस्तक (पृष्ठ क्रमांक- 171, प्रश्न क्रमांक-2) दिए गए पृष्ठ क्रमांक की सहायता से ध्यानपूर्वक केवल प्रश्न-उत्तर अपनी हिंदी व्याकरण कॉपी में सुंदर स्पष्ट अक्षरों में लिखिए।

2. सूचनालेखन :- विद्यार्थियों की समस्याओं को ध्यान में रखते हुए छात्र समिति की बैठक बुलाने हेतु छात्र समिति के अध्यक्ष के द्वारा हिंदी व्याकरण पुस्तक पृष्ठ क्रमांक- 180 की सहायता से सूचना लिखिए।

(परियोजना कार्य अपनी हिंदी व्याकरण कॉपी में सुंदर स्पष्ट अक्षरों में पूर्ण कीजिए)

3. विज्ञापन लेखन (SUBJECT ENRICHMENT TASK):- नहाने के साबुन की विशेषताएँ बताते हुए चित्र सहित आकर्षक विज्ञापन तैयार कीजिए। (परियोजना कार्य हिंदी व्याकरण कॉपी में पूर्ण कीजिए)

4. पत्र लेखन:- (अनौपचारिक पत्र) अनुशासन के महत्व को समझाते हुए अपने छोटे भाई/बहन को पत्र लिखिए। (हिंदी व्याकरण पुस्तक पृष्ठक्रमांक- 187 की सहायता से पत्र प्रारूप का विशेष ध्यान देते हुए पत्र अपनी हिंदी व्याकरण कॉपी में लिखिए)

5. अनुच्छेद लेखन :- 'स्वास्थ्य ही सबसे बड़ा धन'

(व्याकरण पुस्तक पृष्ठ क्रमांक- 177 की सहायता से अनुच्छेद लेखन निश्चित विषय पर लगभग 80 - 100 शब्दों में अपनी व्याकरण कॉपी में लिखिए।)

LEARNING OUTCOMES

छात्रों के श्रवण, वाचन, पठन लेखन एवं चिंतन मनन कौशल का विकास होगा।

WORKSHEET – I

Complete it in grammar notebook

मुहावरों को पहचान कर अर्थ सहित लिखिए -



=




=



=



=



WORKSHEET


(WRITTEN ASSESSMENT)

1. The common end point where two rays meet is called an _____.
2. An angle can be measured by _____.
3. An angle has _____ arms.
4. An angle whose measures is less than 90 degrees is called _____.
5. Find the LCM of (a) 7, 21, 35 (b) 9, 36, 54
6. Find the HCF of (a) 13 and 39 (b) 9 and 36
7. Rose spends Rs. 526.78 for Science textbook and Rs. 382.35 for Maths text book. Find the total amount spend by Rose.
8. Ajmal bought 21 kg 360 g of wheat and 37 kg 350g of rice. Roshan bought 32 kg 500g of wheat and 28 kg 150 g of rice. Who bought more cereals and how much? Calculate your answer in kg.
9. Do as directed :
 - (a) What is the average of the following numbers: 2, 4, 5, 8, 10 ?
 - (b) In a triangle, what is the sum of all interior angles called?
 - (c) Which of the triangle has two equal sides?
 - (d) What is the formula to find the perimeter of a rectangle with length l and width w?
 - (e) What is the value of $(9 + 6) \times 4$?
10. A man has Rs. 20,000 in his account in a bank. He withdraws Rs. 3000 per month for the first two months and deposits double of this amount on third month. What will be the balance in his account after 3 months?

PROJECT WORK (SUBJECT ENRICHMENT TASK)

- ❖ The Pin Code represents a system which divides the country into different regions, so for better communication codes are given to different cities. Find the Pin Code of Raipur, Rajnandgaon, Bilaspur, Bhilai, Sarangarh and Dharamjaigarh.
 - a) Present the above data in a tabular form.
 - b) Write the sum of any three Pin codes.
 - c) Find the difference between the greatest and smallest Pin Code.Do this on an A4 sheet. And also learn the Pin code of your city.

- ❖ Indian Monuments are known worldwide for its beauty. The monuments are the standing examples of mathematical symmetry. Find any two monuments of India which are symmetrical in design and paste pictures on an A4 sheet. Show lines of symmetry.



- ❖ Learn and write the multiplication tables from 2 to 20 in mathematics notebook..

CASE BASED (To be done in A4 sheet)

1.A survey of class VII was conducted to check the interest of the students in various sports. In a class of 40 students, 20 students like Cricket, 15 like Badminton, 3 like Table-tennis and rest like other games.


- i) What fraction of students like Badminton.
- ii) Write the equivalent fraction of the fraction of students like table tennis.
- iii) Convert fraction of students like cricket to decimal form.
- iv) Write the fraction of students like other games.

2.A girl decorated the circular plate to celebrate Raksha-bandhan with her brother. She applied the ribbon all around the circular-plate. She also used some ribbon to divide the circular plate into two equal parts. She also make a sector to put sweets.

Read the passage carefully and answer the following questions:

- i) The ribbon used around the circular-plate is called _____.
- ii) The ribbon divide the circle into two equal parts called _____.
- iii) Area between the arc and two radii is called _____.
- iv) The longest chord of circle is called _____

MATHS CROSSWORD



Math Crossword Puzzle

Fill in the blanks of each crossword puzzle to make the addition equations true.

26	+		=	51
----	---	--	---	----

	+	72	=	
--	---	----	---	--

			+	
--	--	--	---	--

+				
---	--	--	--	--

	+	32	=	
--	---	----	---	--

66	+	47	=	
----	---	----	---	--

			=	
--	--	--	---	--

=				
---	--	--	--	--

23	+	98	=	
----	---	----	---	--

	+	78	=	
--	---	----	---	--

	+	65	=	89
--	---	----	---	----

+			+	
---	--	--	---	--

+				
---	--	--	--	--

35			+		=	92
----	--	--	---	--	---	----

--	--	--	--	--	--	--

=				=		
---	--	--	--	---	--	--

=						
---	--	--	--	--	--	--

57				147		
----	--	--	--	-----	--	--

	+		=	140
--	---	--	---	-----

LEARNING OUTCOMES

Students will develop their analytical and problem solving skills.

Science

ACTIVITY – 1 SCIENCE HACKS

TRY IT YOURSELF!

Grow Ginger or Sweet Potato at home just in water.

Describe your experiment and observation in your science Lab Notebook

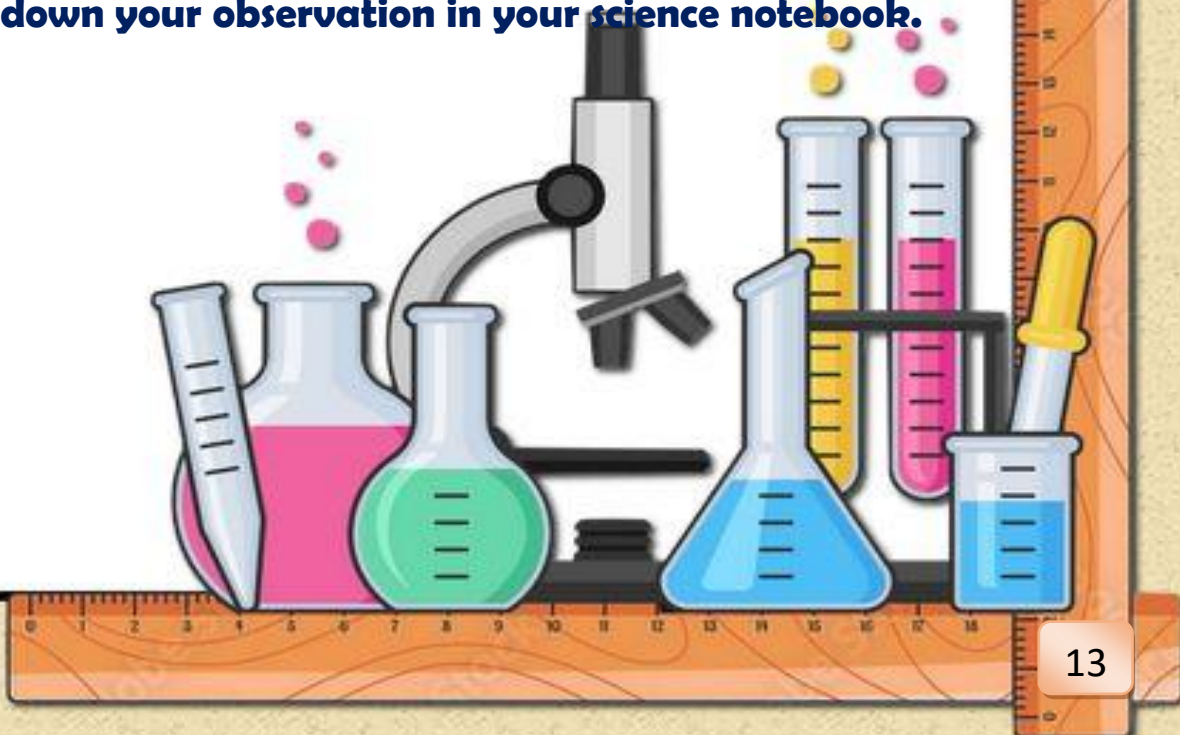
<https://youtu.be/cGGZT1AqxGO?si=GQKeju27KgMZ5VBV>

Go through the above link for reference.

ACTIVITY – 2 My Nearby Visit!

Visit a Nursery if there is one near your place. Observe how they grow plants. Find out how they regulate the amount of light, water and carbon dioxide to grow plants.

Notedown your observation in your science notebook.



ACTIVITY - 3

SURVEY

- Collect data from your friends, neighbours and classmates to know more about “Milk Teeth”.
- Collect the data from at least 10 people and find the average age at which they lost the milk teeth.
- Tabulate your data in the table given below and paste the page in stick file

S.No	Age at which first tooth fell	Age at which last tooth fell	No.of teeth Lost	No. of teeth replaced

ACTIVITY – 4

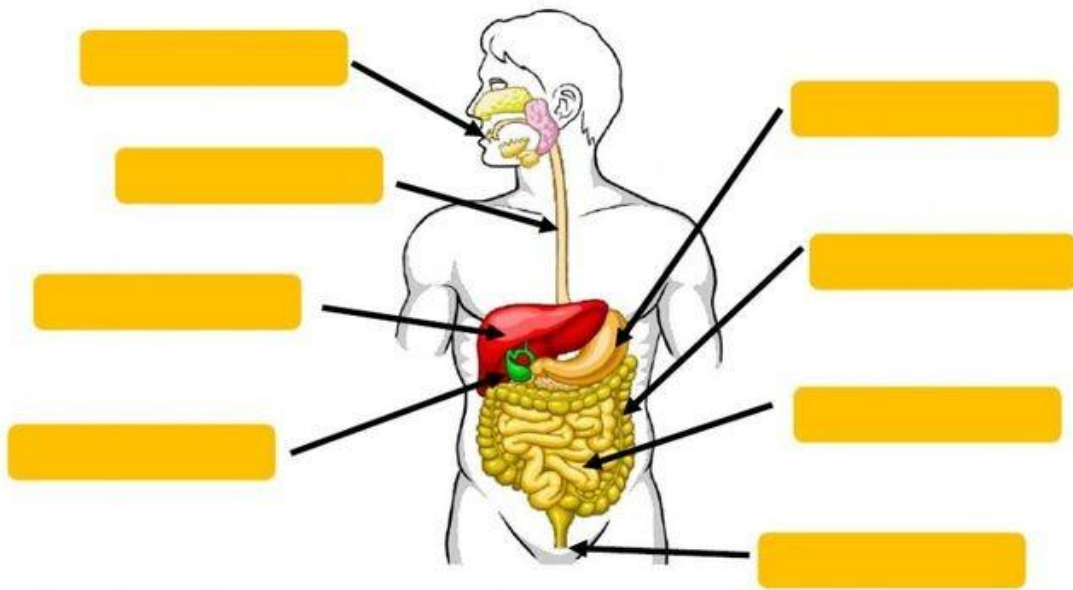
WRITTEN ASSESSMENT

Take print out and complete the worksheet

DIGESTIVE SYSTEM

1. Label the digestive system parts.

Small intestine	Large intestine	Mouth	Oesophagus
Stomach	Anus	Liver	Pancreas



2. Complete the sentences with the words given.

- The _____ is a long tube that pushes the food into the stomach.
- The _____ is where the digestive process start.
- The _____ is like a mixer and it breaks food down into very small pieces.
- The _____ produce juices that help to transform food into nutrients in the small intestine.
- The _____ separates the nutrients from the waste.

ACTIVITY - 5

Complete the worksheet-ii

Take print out and do the worksheet

Properties of Magnets


Look at the pictures that illustrate the properties of a magnet and complete the sentences.

1

Magnets attract objects made of _____, _____, and _____.



2



Poles always exist in _____. They cannot be separated.

3

Magnets have two poles: the _____ and the _____.



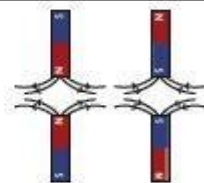
4



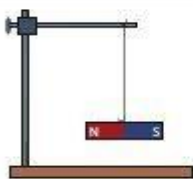
Opposite poles of two magnets _____ each other.

5

Like poles of two magnets _____ each other.



6



A freely suspended magnet aligns itself in the _____ direction.

CREATIVE CORNER

SUBJECT ENRICHMENT TASK

Prepare a model on the topics given below according to your roll number -

CLASS VII A

ROLL NOS.	TOPIC
1-7	Human Digestive System
8-14	Green House Model
15-20	Simple Machines
21-26	Photosynthesis & Cellular Respiration
27-32	Types of Objects(Transparent,Translucent& Opaque)
33-38	Mode of Nutrition In Plants

CLASS VII B

ROLL NOS.	TOPIC
1-5	Model Of Teeth
6-10	Types Of Motion
11-15	Pinhole Camera and Kaleidoscope
16-20	Solar and Lunar Eclipse Model
21-25	Model of Photosynthesis
30-34	Model on Save earth

NOTE :

Prepare a short explanation of the model that you have prepared. All the models will be displayed in the month of June in Science Exhibition.

LEARNING OUTCOMES

Students will develop scientific aptitude, logical and rational thinking.



SOCIAL SCIENCE

1. In an outline map of Asia locate the neighboring countries of India.

Write amazing facts about all of them in an A4 sheet.

2. Do a survey in your locality on urban/rural administration and write the following point in A4 sheet.

- I. Name of your municipal council/ corporation/panchayat**
- II. Name of your mayor/sarpanch.**
- III. Total number of ward in your municipality /corporation/panchayat**
- IV. Your Ward number**
- V. Population of your municipality/ corporation/ panchayat**

3. Make an assignment on component of environment. Mention natural, human made and human environment with example and paste their images in an A4 sheet.

- a. Natural environment (biotic & abiotic)**
- b. Human made environment**

4. Make a project on emperor Ashoka and mention the following points each in one page with proper pictures. [SUBJECT ENRICHMENT]


- a. His early life, birth and death**
- b. His reign**
- c. His territory**
- d. His capital**
- e. His genealogy (family tree of Mauryan empire)**
- f. Kalinga war and after math**
- g. About his son and daughter**
- h. His inscriptions**

LEARNING OUTCOMES

Students will gain knowledge about the world they live in.



1. धातु रूपों को संस्कृत कॉपी में लिखिए -
पठ् धातु, गम धातु, पा धातु (लट्लकार, लृट्लकार, लङ्लकार, लोट्लकार, विधिलिङ्लकार)
2. सर्वनाम शब्द 'किम्'को याद करें एवं संस्कृत की कॉपी में लिखिए-
3. 10-30 तक संख्या संस्कृत (शब्दों) में संस्कृत कॉपी में लिखिए ।
4. सुभाषितानि पाठ का 5 श्लोक अनुवाद सहित याद करें।
5. 2 नीति श्लोक अनुवाद सहित अपने संस्कृत कॉपी में लिखिए ।



COMPUTER

Make a poster on Cyber Security



ART & CRAFT

June 23 marks the **International Olympic Day**, which is observed annually to commemorate the founding of the International Olympic Committee in 1894.

Make a poster on International Olympic Day, one is given below as an example -

